



## PEUGEOT 2008 SUV

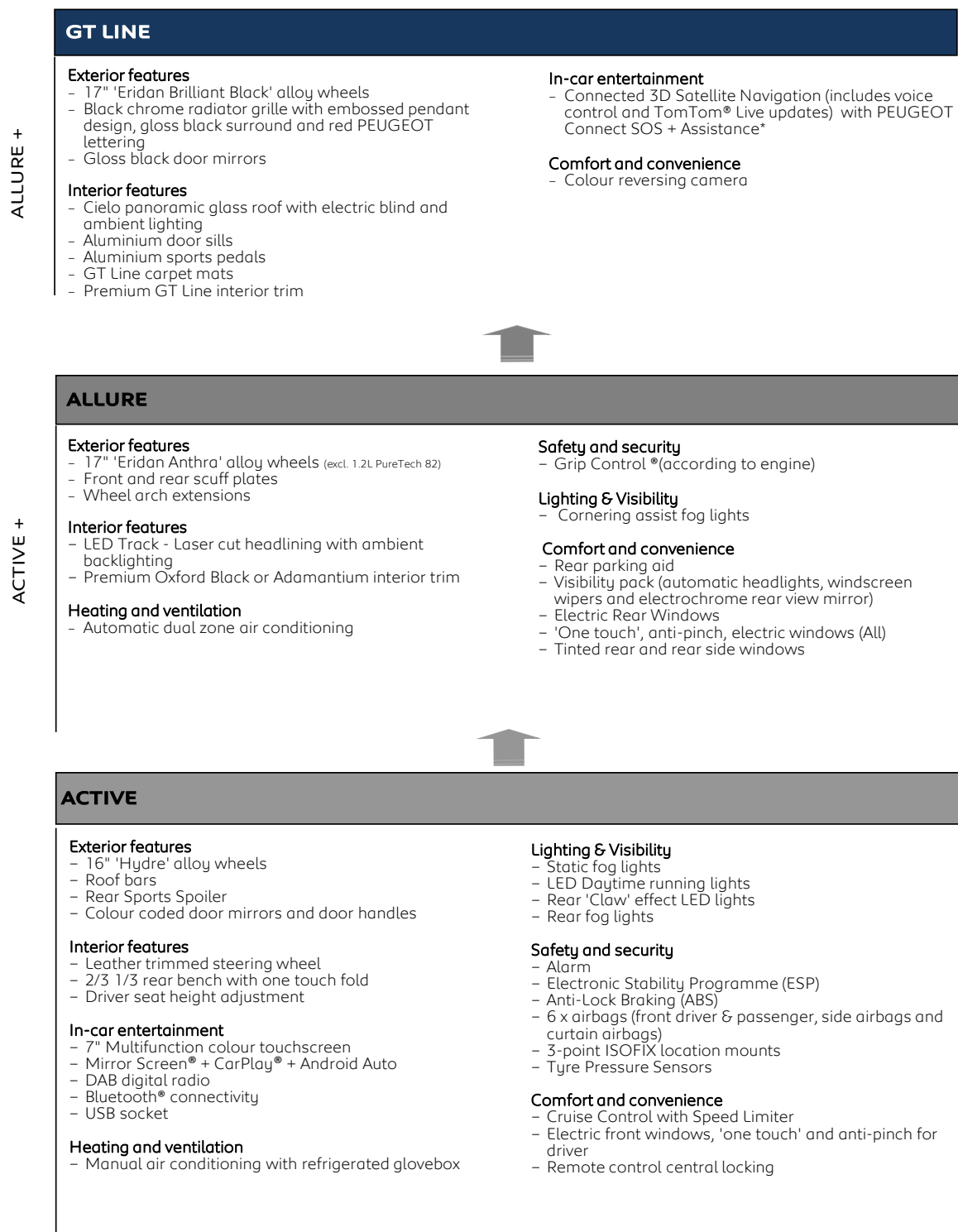
PRICES, EQUIPMENT AND TECHNICAL SPECIFICATIONS

Version 19- January 2019

Model Year - 2019



# 1.1 CHOOSE YOUR 2008 SUV LEVEL



\*Additional terms and conditions apply to connected services, including customer acceptance of location sharing prior to activation.

# 1.1 CHOOSE YOUR LEVEL

## ALLURE PREMIUM

ALLURE +

### Exterior features

- 17" 'Eridan Anthra' alloy wheels (excl. 1.2L PureTech 82)
- Front and rear scuff plates
- Wheel arch extensions
- Roof bars
- Rear Sports Spoiler
- Colour coded door mirrors and door handles

### Interior features

- Cielo panoramic glass roof with electric blind and ambient lighting
- Passenger seat height adjustment
- Premium Oxford Black interior trim
- Leather trimmed steering wheel
- 2/3 1/3 rear bench with one touch fold
- Driver seat height adjustment

### In-car entertainment

- 7" Multifunction colour touchscreen
- Mirror Screen® + CarPlay® + Android Auto
- DAB digital radio
- Bluetooth® connectivity
- USB socket
- 3.5mm jack for external audio device
- Connected 3D Satellite Navigation (includes voice control and TomTom® Live updates) with PEUGEOT Connect SOS + Assistance\*

### Comfort and convenience

- Colour reversing camera
- Rear parking aid
- Visibility pack (automatic headlights, windscreen wipers and electrochrome rear view mirror)
- Electric Rear Windows
- 'One touch', anti-pinch, electric windows (All)
- Tinted rear and rear side windows
- Cruise Control with Speed Limiter

### Heating and ventilation

- Automatic dual zone air conditioning

### Lighting & Visibility

- Cornering assist fog lights
- LED Daytime running lights
- Rear 'Claw' effect LED lights
- Rear fog lights

### Safety and security

- Alarm
- Electronic Stability Programme (ESP)
- Anti-Lock Braking (ABS)
- 6 x airbags (front driver & passenger, side airbags and curtain airbags)
- 3-point ISOFIX location mounts

Based on Allure level, 2008 SUV Allure Premium offers excellent levels of specification with the following equipment over and above Allure:

- Cielo panoramic glass roof with electric blind and ambient lighting
- Colour reversing camera
- Connected 3D Navigation\*
- PEUGEOT Connect SOS & Assistance

2008 Allure Premium is available in the full range of 2008 colours - below is a selection of colours available. Full colours and prices are shown in section 6.1.



Cumulus Grey



Emerald



Pearlescent White

\*Additional terms and conditions apply to connected services, including customer acceptance of location sharing prior to activation.

## 2. CHOOSE YOUR 2008 SUV VERSION

Manufacturer's recommended retail prices: PEUGEOT 2008 SUV price list

|                   | ENGINE                     | HP  | VERSION TITRE CODE<br>(DIALOG description)  | CO <sub>2</sub><br>g/km | BASIC<br>MRRP | VAT (£)  | TOTAL<br>MRRP | P11D<br>VALUE<br>£ | 2018/19<br>BIK % | ON THE ROAD<br>MRRP |
|-------------------|----------------------------|-----|---|-------------------------|---------------|----------|---------------|--------------------|------------------|---------------------|
| ACTIVE            | 1.2L PureTech 82 S&S       | 83  | 1PI4SYLLEJTOA0H0<br>(2008 ACT PT82)         | 114                     | 13,753.33     | 2,750.67 | 16,504.00     | 17,204.00          | 23               | 17,424.00           |
|                   | 1.2L PureTech 110 EAT6 S&S | 110 | 1PI4SYLLGQTOA0H0<br>(2008 ACT PT110A)       | 129                     | 15,445.00     | 3,089.00 | 18,534.00     | 19,234.00          | 26               | 19,454.00           |
|                   | 1.5L BlueHDi 100 S&S *     | 102 | 1PI4SYLMDKTOA0H0<br>(2008 ACT BHD1100)      | 98                      | 15,553.33     | 3,110.67 | 18,664.00     | 19,364.00          | 24               | 19,564.00           |
|                   | 1.5L BlueHDi 100 S&S       | TBC | 1PI4SYLMDJTOA0H0<br>(2008 ACT BHD1100)      | TBC                     | TBC           | TBC      | TBC           | TBC                | TBC              | 19,564.00           |
| ALLURE            | 1.2L PureTech 82 S&S       | 83  | 1PI4SYHLEJTOA0H0<br>(2008 ALL PT82)         | 114                     | 14,878.33     | 2,975.67 | 17,854.00     | 18,554.00          | 23               | 18,774.00           |
|                   | 1.2L PureTech 110 EAT6 S&S | 110 | 1PI4SYHLGQTOA0H0<br>(2008 ALL PT110A)       | 129                     | 16,820.00     | 3,364.00 | 20,184.00     | 20,884.00          | 26               | 21,104.00           |
|                   | 1.2L PureTech 130 S&S      | 131 | 1PI4SYHLHKT0A0H0<br>(2008 ALL PT130)        | 118                     | 16,320.00     | 3,264.00 | 19,584.00     | 20,284.00          | 24               | 20,504.00           |
|                   | 1.5L BlueHDi 100 S&S *     | 102 | 1PI4SYHMDKTOA0H0<br>(2008 ALL BHD1100)      | 98                      | 16,928.33     | 3,385.67 | 20,314.00     | 21,014.00          | 24               | 21,214.00           |
|                   | 1.5L BlueHDi 100 S&S       | TBC | 1PI4SYHMDJTOA0H0<br>(2008 ALL BHD1100)      | TBC                     | TBC           | TBC      | TBC           | TBC                | TBC              | 21,214.00           |
|                   | 1.5L BlueHDi 120 EAT6 S&S  | 120 | 1PI4SYHMBQTOA0H0<br>(2008 ALL BHD120A)      | 105                     | 18,245.00     | 3,649.00 | 21,894.00     | 22,594.00          | 26               | 22,814.00           |
| ALLURE<br>PREMIUM | 1.2L PureTech 82 S&S       | 83  | 1PI4SYHLEJT09RH0<br>(2008 ALL PREMIUM PT82) | 114                     | 15,545.00     | 3,109.00 | 18,654.00     | 19,354.00          | 23               | 19,574.00           |
|                   | 1.5L BlueHDi 100 S&S *     | 102 | 1PI4SYHMDKT09RH0<br>(2008 ALL PREM BHD1100) | 98                      | 17,595.00     | 3,519.00 | 21,114.00     | 21,814.00          | 24               | 22,014.00           |
|                   | 1.5L BlueHDi 100 S&S       | TBC | 1PI4SYHMDJT09RH0<br>(2008 ALL PREM BHD1100) | TBC                     | TBC           | TBC      | TBC           | TBC                | TBC              | 22,014.00           |
| GT LINE           | 1.2L PureTech 110 EAT6 S&S | 110 | 1PI4SYTLGQTOA0H0<br>(2008 GTL PT110A)       | 129                     | 17,961.67     | 3,592.33 | 21,554.00     | 22,254.00          | 26               | 22,474.00           |
|                   | 1.2L PureTech 130 S&S      | 131 | 1PI4SYTLHKT0A0H0<br>(2008 GTL PT130)        | 118                     | 17,461.67     | 3,492.33 | 20,954.00     | 21,654.00          | 24               | 21,874.00           |
|                   | 1.5L BlueHDi 100 S&S *     | 102 | 1PI4SYTMDKTOA0H0<br>(2008 GTL BHD1100)      | 98                      | 18,070.00     | 3,614.00 | 21,684.00     | 22,384.00          | 24               | 22,584.00           |
|                   | 1.5L BlueHDi 100 S&S       | TBC | 1PI4SYTMDJTOA0H0<br>(2008 GTL BHD1100)      | TBC                     | TBC           | TBC      | TBC           | TBC                | TBC              | 22,584.00           |
|                   | 1.5L BlueHDi 120 EAT6 S&S  | 120 | 1PI4SYTMBQTOA0H0<br>(2008 GTL BHD120A)      | 105                     | 19,386.67     | 3,877.33 | 23,264.00     | 23,964.00          | 26               | 24,184.00           |

Shaded versions include Grip Control® as standard

\* STOCK ONLY

### Grip Control®

Grip Control® optimises traction in low-grip conditions. It adapts to the terrain by acting on the front wheels, using the electronic components already present on the vehicle. The driver remains in control and can decide at any time to move from Standard mode using the dial located on the centre console, choosing instead Mud, Sand, Snow or ESP Off.

#### Standard:

System calibrated with a low and fixed level of spin based on a compromise between the different levels of grip normally encountered.

#### ESP OFF:

Allows the possibility of disconnecting the dynamic stability control (ESP) and the traction assistance (ASR/Grip Control) up to 30 mph (50km/h) to give back complete control to the driver. Beyond this speed, the systems reconnect automatically for your safety.



#### Snow:

On moving off, the system adapts its strategy to the conditions of grip encountered wheel by wheel. When making progress, the system optimises spin to provide the best acceleration possible according to the grip available. Recommended in snow or on a steep slope.

#### Mud:

Mode which on moving off allows a lot of spin at the wheel with the least grip to allow the mud to be cleared and grip restored. At the same time, the wheel with the most grip is managed to transmit as much torque as possible.

When making progress, the system optimises spin to best meet the driver's requirements.

#### Sand:

Mode which allows some simultaneous spin of the driving wheels to allow the vehicle to move and reduce the risk of being trapped in the sand.

### 3. 2008 SUV TECHNOLOGY PAGE

#### PureTech Petrol Engines

This 3-cylinder petrol engine technology delivers energetic drive and performance, excellent fuel economy and low CO<sub>2</sub> emissions. It's the result of intelligent, innovative engineering, which combines reduced weight materials with the efficiency of direct fuel injection to give you maximum pleasure behind the wheel, at any speed, for less.

The engine choice on the 2008 SUV includes the 1.2L PureTech 110 and 130 S65, which won the 'International Engine of the Year' award : 2015, 2016, 2017 and 2018 in the 1.0L to 1.4L category.



#### Active City Brake

Active City Brake\* is a new technology which makes it possible to avoid an accident or reduce its severity if the driver fails to react.

It works in urban conditions at speeds of less than 20 mph. A short range sensor is fitted to the top of the windscreen and can detect other vehicles that are driving in the same direction or stationary.

This will automatically trigger an emergency brake to stop the vehicle and avoid a collision entirely or limit the consequences of an accident by reducing the speed of impact.



#### 7" Touchscreen & Connected 3D Satellite Navigation\*

Linked to the 7.0" capacitive colour touchscreen, the system includes European mapping, 3D city mapping and voice recognition (for radio, navigation and telephone functions). The system also includes a 3 year subscription to TomTom live allowing an automatic, permanent connection to online navigation services (in partnership with TomTom®).

Key features of PEUGEOT Connect include:

- TomTom® Traffic:** Real-time updates on traffic conditions (traffic jams, roadworks) and suggested alternative routes.
- Local Weather:** Displays forecasted weather conditions along the route.
- Fuel Stations:** Displays nearby fuel stations and pricing.
- Local search:** Access address and contact detail information for a point of interest.

#### Mirror Screen® & Apple CarPlay™

Mirror Screen® is a technology which mirrors compatible apps from your smartphone and displays them on the touchscreen. It is accessed via MirrorLink® which works with compatible android phones and CarPlay® which is compatible with iPhone5 and above.

Mirror Link® will display compatible apps on the touchscreen but it does not offer voice control functionality. Handsfree calls can be made on android phones using Bluetooth®.

Apple CarPlay™ mirrors compatible apps but it also features voice control through Siri which allows phone calls, text messages, music and maps to be used without the need to take eyes off the road.

Note: Mirror Screen® is standard on all 2008 SUVs .



\*Additional terms and conditions apply to connected services, including customer acceptance of location sharing prior to activation.

#### BlueHDi Diesel Engines

BlueHDi is the name given to PEUGEOT's latest generation of diesel engines and are available on the 2008 SUV.

The result of a world-famous diesel heritage plus innovation and engineering excellence developed on the race tracks of Le Mans, BlueHDi complies with Euro 6 emission standards, to deliver exceptional fuel economy and CO<sub>2</sub> emissions alongside a driving experience rich in power and performance.

A three stage cleansing process specifically targets the pollutants of diesel combustion, removing hydrocarbons and carbon monoxide, reducing nitrogen oxides by up to 90% and eliminating 99.9% of particulates. BlueHDi delivers the cleanest diesel engine possible and exceptional fuel economy and CO<sub>2</sub> emissions.



#### Park Assist

The Park Assist\* system assesses the size of space available to ensure that it fits the dimensions of your vehicle. Ultrasonic sensors and steering management take over to manoeuvre in and out of the parking space for you.

Acceleration, braking, gear changes and use of the clutch in a manual transmission are left in your control. As you manoeuvre, the system gives you visual and audio information to ensure your safety.



#### PEUGEOT Connect SOS & Assistance

PEUGEOT Connect SOS\* is now in use in most major European countries, including the UK, and is technology that could prove vital in an emergency.

Automatic emergency call: if the airbags inflate or the seat belt pretensioners are triggered, the vehicle automatically makes an emergency call on behalf of the driver. PEUGEOT Connect SOS then locates the vehicle, establishes telephone communication with its occupants and arranges for the appropriate emergency service to be dispatched.

Manual emergency call: whether the victim or the witness of an emergency situation, the driver can call PEUGEOT Connect SOS quickly by pressing the SOS button located on the dashboard (and holding for 3 seconds).



\*Standard, optional or unavailable according to version.

## 4. CHOOSE YOUR 2008 SUV OPTIONS

|                         |  |            | ACTIVE                | ALLURE                           | ALLURE PREMIUM                   | GT LINE                          | Basic RRP £<br>Excluding VAT            | VAT @ 20% | Total RRP £ Including<br>VAT | Notes   |
|-------------------------|--|------------|-----------------------|----------------------------------|----------------------------------|----------------------------------|---|-----------|------------------------------|---|
| PAINT                   | Bianca White (Solid Paint)   | P0WP       | <input type="radio"/> | <input type="radio"/>            | <input type="radio"/>            | <input type="radio"/>            | 229.17                                  | 45.83     | <b>275.00</b>                |   |
|                         | Metallic Paint   | OMM0       | <input type="radio"/> | <input type="radio"/>            | <input type="radio"/>            | <input type="radio"/>            | 454.17                                  | 90.83     | <b>545.00</b>                |   |
|                         | Pearlescent Paint  | M6N9       | <input type="radio"/> | <input type="radio"/>            | <input type="radio"/>            | <input type="radio"/>            | 579.17                                  | 115.83    | <b>695.00</b>                |   |
|                         | Ultimate Red (Varnish)   | M5F3       | <input type="radio"/> | <input type="radio"/>            | <input type="radio"/>            | <input type="radio"/>            | 579.17                                  | 115.83    | <b>695.00</b>                |   |
| WHEELS                  | 17" 'Eridan' Black alloy wheel upgrade   | ZH58       |                       |                                  |                                  | <input type="radio"/>            | 0.00                                    | 0.00      | <b>0.00</b>                  | Customise your GT Line with full black alloy wheels at no extra cost.                             |
| SAFETY & SECURITY       | Active City Brake  | D401       | <input type="radio"/> |                                  |                                  |                                  | 358.33                                  | 71.67     | <b>430.00</b>                | Includes Visibility Pack (Automatic lights and wipers with Electrochrome rear view mirror)        |
|                         | Active City Brake  | D401       |                       | <input type="radio"/>            | <input type="radio"/>            | <input type="radio"/>            | 208.33                                  | 41.67     | <b>250.00</b>                |   |
|                         | PEUGEOT Connect SOS and Assistance   | YR07       | <input type="radio"/> | <input type="radio"/>            | <input checked="" type="radio"/> | <input checked="" type="radio"/> | 208.33                                  | 41.67     | <b>250.00</b>                |   |
| COMFORT AND CONVENIENCE | Visibility pack: Automatic lights and wipers with Electrochrome rear view mirror                           | VV33       | <input type="radio"/> | <input checked="" type="radio"/> | <input checked="" type="radio"/> | <input checked="" type="radio"/> | 150.00                                  | 30.00     | <b>180.00</b>                |   |
|                         | Heated Seats   | NA01       |                       | <input type="radio"/>            |                                  | <input type="radio"/>            | 125.00                                  | 25.00     | <b>150.00</b>                |   |
|                         | Front central armrest  | JB04       |                       | <input type="radio"/>            |                                  |                                  | 91.67                                   | 18.33     | <b>110.00</b>                |   |
|                         | Cielo Panoramic Glass Roof with ambient lighting and electric blind  | OK01       |                       | <input type="radio"/>            | <input checked="" type="radio"/> | <input checked="" type="radio"/> | 333.33                                  | 66.67     | <b>400.00</b>                |   |
|                         | Rear Parking Aid   | UB01       | <input type="radio"/> | <input checked="" type="radio"/> | <input checked="" type="radio"/> | <input checked="" type="radio"/> | 308.33                                  | 61.67     | <b>370.00</b>                | Brings in electrically operated and heated door mirrors with electric folding operation on Active |
|                         | Park Assist (automatic parallel parking system)  | UB08       |                       | <input type="radio"/>            |                                  |                                  | 250.00                                  | 50.00     | <b>300.00</b>                | Includes front and rear parking sensors   |
|                         | Park Assist (automatic parallel parking system) & Reversing Camera   | UB10       |                       | <input type="radio"/>            |                                  |                                  | 416.67                                  | 83.33     | <b>500.00</b>                | Includes front and rear parking sensors   |
|                         | Park Assist (automatic parallel parking system) & Reversing Camera   | UB10       |                       |                                  |                                  | <input type="radio"/>            | 250.00                                  | 50.00     | <b>300.00</b>                | GT Line already has colour reversing camera as standard   |
|                         | Colour Reversing Camera  | UB09       |                       | <input type="radio"/>            | <input checked="" type="radio"/> | <input checked="" type="radio"/> | 166.67                                  | 33.33     | <b>200.00</b>                |   |
| IN CAR ENTERTAINMENT    | Single CD unit   | Dealer fit | <input type="radio"/> | <input type="radio"/>            | <input type="radio"/>            | <input type="radio"/>            | Contact your dealer for current pricing |           | Dealer Fit ONLY              |   |
|                         | Connected 3D Satellite Navigation (includes voice control and TomTom® Live updates - 3 year subscription)* | WLU3       | <input type="radio"/> | <input type="radio"/>            | <input checked="" type="radio"/> | <input checked="" type="radio"/> | 416.67                                  | 83.33     | <b>500.00</b>                |   |
| INTERIOR TRIM           | Midnight Black Leather Trim  | 3UFX       |                       | <input type="radio"/>            |                                  |                                  | 625.00                                  | 125.00    | <b>750.00</b>                | Includes heated seats, aluminium door sills and black/grey carpet mats.                           |
|                         | Midnight Black Leather Trim with red over stitching  | 3UFS       |                       |                                  |                                  | <input type="radio"/>            | 416.67                                  | 83.33     | <b>500.00</b>                | Includes heated seats   |

● Standard  
○ Option

\*Additional terms and conditions apply to connected services, including customer acceptance of location sharing prior to activation.

# 5.1 KNOW YOUR 2008 SUV EQUIPMENT

| ACTIVE | ALLURE | ALLURE PREMIUM | GT LINE | Notes |
|--------|--------|----------------|---------|-------|
|--------|--------|----------------|---------|-------|

|   | ACTIVE   | ALLURE | ALLURE PREMIUM | GT LINE | Notes                       |   |
|---|--|--------|----------------|---------|-----------------------------|---|
| <b>SAFETY &amp; SECURITY</b>                | ESP with Hill Assist   | ●      | ●              | ●       | ●                           |   |
|   | Grip Control®  |        | ●              | ●       | ●                           | Grip Control® not available on 1.2L PT82  |
|   | ABS with Electronic Brake Force Distributor (EBFD) & Emergency Brake Assist (EBA)                          | ●      | ●              | ●       | ●                           |   |
|   | Automatic Hazard Light Activation (activates when emergency braking)                                       | ●      | ●              | ●       | ●                           |   |
|   | Child Safety door locking  | ●      | ●              | ●       | ●                           |   |
|   | Seatbelt alarm   | ●      | ●              | ●       | ●                           |   |
|   | Driver and Passenger airbag with Passenger airbag deactivation switch                                      | ●      | ●              | ●       | ●                           |   |
|   | Front side airbags   | ●      | ●              | ●       | ●                           |   |
|   | Front and rear curtain airbags   | ●      | ●              | ●       | ●                           |   |
|   | Thatcham approved Cat 2 immobiliser  | ●      | ●              | ●       | ●                           |   |
|   | Rear seat 3-point ISOFIX location mounts x 2   | ●      | ●              | ●       | ●                           |   |
|   | 3-point rear seat belts x 3  | ●      | ●              | ●       | ●                           |   |
|   | Deadlocking  | ●      | ●              | ●       | ●                           |   |
| Tyre Pressure Sensors                       | ●  | ●      | ●              | ●       |                             |   |
| Alarm                                       | ●  | ●      | ●              | ●       | Includes a 'plip' spare key |   |
| <b>COMFORT &amp; CONVENIENCE</b>            | Rear parking aid   | ○      | ●              | ●       | ●                           | Brings in electrically operated and heated door mirrors with electric folding operation on Active   |
|   | Colour Reversing Camera  |        | ○              | ●       | ●                           |   |
|   | Visibility Pack - Auto headlights, Auto wipers and electrochrome rear view mirror                          | ○      | ●              | ●       | ●                           | Linked to Active City Brake option on Active  |
|   | Cruise Control with Speed Limiter  | ●      | ●              | ●       | ●                           |   |
|   | Electrically assisted power steering   | ●      | ●              | ●       | ●                           |   |
|   | Height and reach adjustable steering wheel   | ●      | ●              | ●       | ●                           |   |
|   | Electric front windows   | ●      | ●              | ●       | ●                           |   |
|   | Electric Rear Windows  |        | ●              | ●       | ●                           |   |
|   | 'One touch', anti-pinch, electric front driver's window  | ●      |                |         |                             |   |
|   | 'One touch', anti-pinch, electric windows (All)  |        | ●              | ●       | ●                           |   |
|   | Tinted rear and rear side windows  |        | ●              | ●       | ●                           |   |
| 12v power socket                            | ●  | ●      | ●              | ●       |                             |   |
| Remote control central locking              | ●  | ●      | ●              | ●       |                             |   |
| <b>IN CAR ENTERTAINMENT</b>                 | Connected 3D Satellite Navigation (includes voice control and TomTom® Live updates - 3 year subscription)* | ○      | ○              | ●       | ●                           |   |
|   | PEUGEOT Connect SOS and Assistance   | ○      | ○              | ●       | ●                           |   |
|   | 7" Multifunction colour touchscreen with steering wheel mounted controls                                   | ●      | ●              | ●       | ●                           | Mirror Screen® functionality is available with compatible smart phones. Please consult <a href="http://peugeot.co.uk">peugeot.co.uk</a> for a list of enabled android phones - compatibility is based on the phone providers' original operating system. CarPlay® is compatible with iPhone 5/c/s, 6/Plus/s/s Plus and 7. |
|   | USB socket   | ●      | ●              | ●       | ●                           |   |
|   | Bluetooth®   | ●      | ●              | ●       | ●                           |   |
|   | DAB digital radio  | ●      | ●              | ●       | ●                           |   |
| 2 front and 2 rear speakers plus 2 tweeters | ●  | ●      | ●              | ●       |                             |   |
| <b>HEATING &amp; VENTILATION</b>            | Manual air conditioning with refrigerated glovebox   | ●      |                |         |                             |   |
|   | Automatic Dual Zone Air Conditioning   |        | ●              | ●       | ●                           |   |
| <b>KEY INSTRUMENTS</b>                      | Large multifunction (7") colour touchscreen  | ●      | ●              | ●       | ●                           |   |
|   | LED instrument dial surround   |        | Blue           | Blue    | Red                         |   |
|   | External temperature gauge   | ●      | ●              | ●       | ●                           |   |
|   | Gear shift indicator   | ●      | ●              | ●       | ●                           |   |
|   | Trip computer  | ●      | ●              | ●       | ●                           |   |

● Standard ○ Option at extra cost \*Additional terms and conditions apply to connected services, including customer acceptance of location sharing prior to activation.

# 5.1 KNOW YOUR 2008 SUV EQUIPMENT

|                                    | ACTIVE  | ALLURE | ALLURE PREMIUM | GT LINE | Notes   |  |
|------------------------------------|---|--------|----------------|---------|---|--|
| <b>INTERIOR FEATURES / SEATING</b> | Leather trimmed steering wheel  | ●      | ●              | ●       | ●   |  |
|                                    | LED Track - Laser cut headlining with ambient backlighting  |        | ●              |         |   |  |
|                                    | Cielo Panoramic Glass Roof with ambient lighting and electric blind                                       |        | ○              | ●       | ●   |  |
|                                    | Passenger and driver sunvisors with vanity mirrors  | ●      | ●              | ●       | ●   |  |
|                                    | Aviation style handbrake  | ●      | ●              | ●       | ●   |  |
|                                    | Aluminium sills   |        | ○              | ○       | ●   | Linked to leather option on Allure   |
|                                    | Carpet mats   |        | ○              | ○       | ●   | Linked to leather option on Allure   |
|                                    | Cloth interior trim   | ●      |                |         |   |  |
|                                    | Premium part leather effect interior trim   |        | ●              | ●       |   |  |
|                                    | Premium GT Line interior trim   |        |                |         | ●   |  |
|                                    | 2/3 1/3 rear bench with one touch fold  | ●      | ●              | ●       | ●   |  |
|                                    | Driver seat height adjustment   | ●      | ●              | ●       | ●   |  |
|                                    | Passenger seat height adjustment  |        |                | ●       | ●   |  |
| Rear head restraints x 3           | ●   | ●      | ●              | ●       |   |  |
| <b>EXTERIOR FEATURES / WHEELS</b>  | Black chrome radiator grille with embossed pendant design and bright chrome surround                      | ●      |                |         |   |  |
|                                    | Bright chrome radiator grille with embossed pendant design and bright chrome surround                     |        | ●              | ●       |   |  |
|                                    | Black chrome radiator grille with embossed pendant design, gloss black surround and red PEUGEOT lettering |        |                |         | ●   |  |
|                                    | Roof bars   | ●      | ●              | ●       | ●   | Black roof bars on GT Line   |
|                                    | Fog lamps with bright chrome surrounds  | ●      | ●              | ●       |   |  |
|                                    | Fog lamps with gloss black surrounds  |        |                |         | ●   |  |
|                                    | Front and rear scuff plates   |        | ●              | ●       | ●   |  |
|                                    | Rear Sports Spoiler - Colour coded  | ●      | ●              | ●       | ●   |  |
|                                    | Colour coded door handles   | ●      | ●              | ●       | ●   |  |
|                                    | Colour coded door mirrors   | ●      | ●              | ●       |   |  |
|                                    | Gloss black door mirrors  |        |                |         | ●   |  |
|                                    | Wheel arch extensions   |        | ●              | ●       | ●   |  |
|                                    | Steel wheel with wheel trims  |        |                |         |   |  |
|                                    | Alloy wheels  | ●      | ●              | ●       | ●   |  |
|                                    | 15" spare wheel   | ●      | ●              | ●       | ●   | Petrol versions only. Speed limited to under 50 mph when spare wheel is fitted |
| Space saver spare wheel            | ●   | ●      | ●              | ●       | Diesel versions only. Speed limited to under 50 mph when spare wheel is fitted. |  |
| <b>LIGHTING &amp; VISIBILITY</b>   | LED Daytime Running lights  | ●      | ●              | ●       | ●   |  |
|                                    | Static fog lights   | ●      |                |         |   |  |
|                                    | Cornering assist fog lights   |        | ●              | ●       | ●   |  |
|                                    | Rear 'Claw' effect LED lights   | ●      | ●              | ●       | ●   |  |
|                                    | Rear fog lights   | ●      | ●              | ●       | ●   |  |
|                                    | Electrically operated and heated door mirrors   | ●      |                |         |   |  |
|                                    | Electrically operated and heated door mirrors with electric folding operation                             | ○      | ●              | ●       | ●   | Linked to rear parking aid option on Active                                    |
|                                    | Rear wash wipe  | ●      | ●              | ●       | ●   |  |

● Standard    ○ Option at extra cost



# 6.1 CHOOSE YOUR 2008 SUV COLOUR

## 6.1.1 COLOURS

| Specification level   | SOLID COLOURS                    |                       | METALLIC COLOURS      |                       |                       |                       | PEARLESCENT COLOUR    | VARNISH               |
|-----------------------|----------------------------------|-----------------------|-----------------------|-----------------------|-----------------------|-----------------------|-----------------------|-----------------------|
|                       | Hurricane Grey                   | Bianca White          | Nera Black            | Emerald               | Cumulus Grey          | Nimbus Grey           | Pearlescent White     | Ultimate Red          |
|                       | P09G                             | P0WP                  | M09V                  | M0DZ                  | M0F4                  | M0VL                  | M6N9                  | M5F3                  |
| <b>ACTIVE</b>         | <input checked="" type="radio"/> | <input type="radio"/> | <input type="radio"/> | <input type="radio"/> | <input type="radio"/> | <input type="radio"/> | <input type="radio"/> | <input type="radio"/> |
| <b>ALLURE</b>         | <input checked="" type="radio"/> | <input type="radio"/> | <input type="radio"/> | <input type="radio"/> | <input type="radio"/> | <input type="radio"/> | <input type="radio"/> | <input type="radio"/> |
| <b>ALLURE PREMIUM</b> | <input checked="" type="radio"/> | <input type="radio"/> | <input type="radio"/> | <input type="radio"/> | <input type="radio"/> | <input type="radio"/> | <input type="radio"/> | <input type="radio"/> |
| <b>GT LINE</b>        | <input checked="" type="radio"/> | <input type="radio"/> | <input type="radio"/> | <input type="radio"/> | <input type="radio"/> | <input type="radio"/> | <input type="radio"/> | <input type="radio"/> |

● Standard

○ Option at extra cost



Hurricane Grey



Bianca White



Nera Black



Cumulus Grey



Emerald



Pearlescent White



Nimbus Grey



Ultimate Red

## 6.2 CHOOSE YOUR 2008 SUV UPHOLSTERY

### 6.2.1 TRIMS

| Specification level   | Interior Ambience | Interior Trim               | Trim code | Primary / secondary colour | Primary / secondary material |   |
|-----------------------|-------------------|-----------------------------|-----------|----------------------------|------------------------------|---|
| <b>ACTIVE</b>         | Mistral           | Tokyo Black Trim            | 59FX      | Black / Grey               | Cloth                        | ● |
| <b>ALLURE</b>         | Mistral           | Oxford Black Premium Trim   | 9DFX      | Black / Grey               | Cloth / TEP                  | ● |
|                       | Adamantium        | Adamantium Premium Trim     | 60FY      | Grey / Black               | Cloth / TEP                  | ● |
|                       | Mistral           | Midnight Black Leather Trim | 3UFX      | Black                      | Leather                      | ○ |
| <b>ALLURE PREMIUM</b> | Mistral           | Oxford Black Premium Trim   | 9DFX      | Black / Grey               | Cloth / TEP                  | ● |
| <b>GT LINE</b>        | Mistral           | GT Line Trim                | A2FS      | Black / Grey               | Cloth / TEP                  | ● |
|                       | Mistral           | Midnight Black Leather Trim | 3UFS      | Black                      | Leather                      | ○ |



59FX - Tokyo Black Trim



9DFX - Oxford Black Premium Trim



60FY - Adamantium Premium Trim



A2FS - GT Line Trim



3UFX - Midnight Black Leather Trim  
3UFS - Midnight Black Leather Trim (features red over stitching)

|               |                           |      | Hurricane Grey<br>P09G | Bianca White<br>POWP | Nero Black<br>M09V | Emerald<br>MODZ | Cumulus Grey<br>M0F4 | Nimbus Grey<br>MOVL | Pearlescent White<br>M6N9 | Ultimate Red<br>M5F3 |
|---------------|---------------------------|------|------------------------|----------------------|--------------------|-----------------|----------------------|---------------------|---------------------------|----------------------|
| <b>ALLURE</b> | Oxford Black Premium Trim | 9DFX | ●                      | ○                    | ○                  | ○               | ○                    | ○                   | ○                         | ○                    |
|               | Adamantium Premium Trim   | 60FY | ●                      | ○                    | ○                  | ○               | ○                    | ○                   | ○                         | ○                    |

Choose between Oxford Black and Adamantium trim at no extra cost. Both trims go well with all of our paint colours but we recommend that Oxford Black works best with Ultimate Red and Adamantium with Emerald.

- - Standard
- - Option at extra cost

# 6.3 CHOOSE YOUR 2008 SUV WHEELS

## 6.3.1 ALLOYS AND WHEEL TRIMS

|   | CODE | TYRES      | ACTIVE | ALLURE | ALLURE PREMIUM | GT LINE |
|---|------|------------|--------|--------|----------------|---------|
| 15" spare wheel - petrol only               | RS06 |            | ●      | ●      | ●              | ●       |
| Space saver spare wheel - diesel only       | RS02 |            | ●      | ●      | ●              | ●       |
| 16" 'Hydre' Alloy Wheel                     | ZH4D | TBRR       | ●      |        |                |         |
| 16" 'Aquila' Alloy Wheel (1.2L PureTech 82) | ZH2V | TBRR       |        | ●      | ●              |         |
| 17" 'Eridan' Anthra Alloy Wheel             | ZH4E | Mud & Snow |        | ●      | ●              |         |
| 17" 'Eridan' Brilliant Black Alloy Wheel    | ZH4F | Mud & Snow |        |        |                | ●       |
| 17" 'Eridan' Black Alloy Wheel              | ZH58 | Mud & Snow |        |        |                | ○       |

● Standard ○ Option at no extra cost



Hydre



Aquila



Eridan Anthra



Eridan Brilliant Black



Eridan Black

\*Speed limited to under 50 mph when space saver or 15" spare wheel is fitted.

|   |  | 1.2L PureTech 82 S6S<br>5-speed manual       | 1.2L PureTech 110 EAT6 S6S<br>6-speed Efficient Automatic Transmission | 1.2L PureTech 130 S6S<br>6-speed manual | 1.5L BlueHdi 100 S6S<br>6-speed manual<br><b>*STOCK ONLY*</b> | 1.5L BlueHdi 100 S6S<br>5-speed manual | 1.5L BlueHdi 120 EAT6 S6S<br>6-speed Efficient Automatic Transmission |
|---|--|--|--|---|---|--|---|
| DRIVETRAIN  | Fuel type  | Petrol                                       | Petrol   | Petrol                                  | Diesel  | Diesel                                 | Diesel  |
|   | Stop and Start functionality                       | •  | •  | •                                       | •   | •                                      | •   |
|   | Cubic capacity (cc)                                | 1199   | 1199   | 1199                                    | 1499  | 1499                                   | 1499  |
|   | Maximum power hp (Kw)                              | 83 (61) @ 5750 rpm                           | 110 (81) @ 5500 rpm  | 131 (96) @ 5500 rpm                     | 102 (75) @ 3500 rpm   | 102 (75) @ 3500 rpm                    | 120 (88) @ 3500 rpm   |
|   | Maximum torque lb/ft (Nm)                          | 118 @ 2750 rpm                               | 205 @ 1750 rpm   | 230 @ 1750 rpm                          | 250 @ 1750 rpm  | 250 @ 1750 rpm                         | 300 @ 1750 rpm  |
|   | 5 speed manual                                     | •  |  |   |   |  |   |
| 6 speed manual  |  | •  | •  | •                                       | •   |  |   |
| 6 speed automatic   |  | •  |  |   |   | •                                      |   |
| BRAKES  | Front and rear discs                               | •  | •  | •                                       | •   | •                                      | •   |
| SUSPENSION AND TYRES  | Front suspension                                   | Independent wheels - Pseudo-Mac Pherson axle |  |   |   |  |   |
|   | Rear suspension                                    | Cross Deformable Beam                        |  |   |   |  |   |
|   | Size - 16" tyres                                   | 195/60 R16 H                                 | 195/60 R16 H   | -                                       | 195/60 R16 H  | 195/60 R16 H                           | -   |
|   | Size - 17" tyres                                   | -  | 205/50 R17 V   | 205/50 R17 V                            | 205/50 R17 V  | 205/50 R17 V                           | 205/50 R17 V  |
| Spare wheel (15" on PureTech / space saver on BlueHdi)                | •  | •  | •  | •                                       | •   | •                                      |   |
| FUEL  | Capacity (litres)                                  | 50   |  |   |   |  |   |
| REGULATED EMISSIONS   | Carbon monoxide (mg/km)                            | 515.4  | 531.2  | 416.7                                   | 102.6   | TBC                                    | 93.5  |
|   | Total hydrocarbons (mg/km)                         | 31.5   | 34.2   | 34.5                                    | -   | -                                      | -   |
|   | Nitrogen Oxides (mg/km)                            | 32.6   | 17.5   | 24.8                                    | 44.9  | TBC                                    | 37.3  |
|   | Total Hydrocarbons + Nitrogen Oxides (mg/km)       | -  | -  | -                                       | 66.2  | TBC                                    | 56.3  |
|   | Particulate Matter (mg/km)                         | -  | 0.97   | 0.76                                    | 2.4   | TBC                                    | 0.54  |
| FUEL CONSUMPTION, EMISSIONS and PERFORMANCE (driver only) INFORMATION | Maximum speed (mph)                                | 105  | 116  | 124                                     | 113   | TBC                                    | 120   |
|   | Acceleration 0-62 mph driver only (sec)            | 13.6   | 10.5   | 9.3                                     | 10.6  | TBC                                    | 9.5   |
|   | Fuel Consumption: Low MPG (litres/100km) ^         | 40.6 - 40.3 (7.0 - 7.0)                      | 32.8 - 32.4 (8.6 - 8.7)  | 38.9 - 36.6 (7.3 - 7.7)                 | 57.8 - 48.9 (4.9 - 5.8)                                       | TBC                                    | 55.9 - 54.8 (5.1 - 5.2)   |
|   | Fuel Consumption: Medium MPG (litres/100km) ^^     | 51.2 - 48.0 (5.5 - 5.9)                      | 44.7 - 40.1 (6.3 - 7.0)  | 53.0 - 46.4 (5.3 - 6.1)                 | 65.4 - 60.0 (4.3 - 4.7)                                       | TBC                                    | 70.5 - 63.0 (4.0 - 4.5)   |
|   | Fuel Consumption: High MPG (litres/100km) ^^       | 54.2 - 50.3 (5.2 - 5.6)                      | 52.9 - 45.8 (5.3 - 6.2)  | 59.0 - 52.0 (4.8 - 5.4)                 | 68.1 - 64.5 (4.1 - 4.4)                                       | TBC                                    | 80.2 - 68.1 (3.5 - 4.1)   |
|   | Fuel Consumption: Extra High MPG (litres/100km) ^^ | 42.1 - 38.7 (6.7 - 7.3)                      | 45.1 - 36.6 (6.3 - 7.7)  | 46.9 - 41.5 (6.0 - 6.8)                 | 51.0 - 50.3 (5.5 - 5.6)                                       | TBC                                    | 62.8 - 53.5 (4.5 - 5.3)   |
|   | Fuel Consumption: Combined MPG (litres/100km) ^^   | 46.8 - 43.8 (6.0 - 6.5)                      | 44.8 - 39.1 (6.3 - 7.2)  | 49.9 - 44.4 (5.7 - 6.4)                 | 59.2 - 55.7 (4.8 - 5.1)                                       | TBC                                    | 67.7 - 59.5 (4.2 - 4.8)   |
|   | Regulated Emission Standard                        | Euro 6.2                                     |  | Euro 6.2                                |   | Euro 6.2                               |   |
|   | Carbon Dioxide (CO2) emissions Combined (g/km)     | 112 - 115                                    | 114 - 133  | 112 - 119                               | 97 - 98   | TBC                                    | 95 - 97   |
|   | VEHICLE WEIGHT INFORMATION (KG)                    | Gross vehicle weight                         | 1,580  | 1,680                                   | 1,665   | 1,700                                  | TBC   |
| Mass in service   |  | 1,198  | 1,320  | 1,284                                   | 1,334   | TBC                                    | 1,344   |
| Kerb weight   |  | 1,080  | 1,190  | 1,155                                   | 1,205   | TBC                                    | 1,205   |
| Gross train weight  |  | 2,360  | 2,630  | 2,615                                   | 2,660   | TBC                                    | 2,720   |
| Maximum braked trailer weight   |  | 1,100  | 1,250  | 1,250                                   | 1,260   | TBC                                    | 1,270   |
| Maximum tow ball weight   |  | 51   | 51   | 51                                      | 51  | TBC                                    | 51  |
| INSURANCE CODES   | Active   | 13E  | 18E  | -                                       | 18E   | 18E                                    | -   |
|   | Allure   | 13E  | 19E  | 21E                                     | 19E   | 19E                                    | 23E   |
|   | Allure Premium                                     | 13E  | -  | -                                       | 19E   | 19E                                    | -   |
|   | GT Line  | -  | 19E  | 21E                                     | 19E   | 19E                                    | 23E   |

The fuel consumption you achieve, and CO2 produced, in real world conditions will depend upon a number of factors: including the accessories fitted (post registration), variations in weather, driving styles and vehicle load. There is a new test (WLTP\*) used to measure fuel consumption and CO2 figures. The CO2 figures shown are NEDC equivalent, calculated using EC correlation tool which converts WLTP figures to NEDC figures, however, these NEDCeq figures are based on the outgoing test cycle (NEDC\*\*) and will be used to calculate tax for first registration. Figures shown are for comparability purposes; you should only compare fuel consumption and CO2 figures with other vehicles tested using the same technical standard.

\*WLTP - Worldwide harmonized Light vehicles Test Procedure. \*\*NEDC - New European Driving Cycle.

^ 'LOW': Low speed city driving, representative of city centre driving, maximum 35mph.

^^ 'MEDIUM': Medium speed town driving, representative of town or suburban driving, maximum 50mph.

^^^ 'HIGH': High speed rural driving, representative of A-road or dual carriageway driving, maximum 60mph.

^^^ 'EXTRA HIGH': Extra High speed motorway driving, representative of a typical European motorway, maximum 81mph.

^^^ 'COMBINED': A mixed journey average of all elements

\*\*Applicable to versions fitted with 19" 'Washington' wheels only


All PEUGEOT models equipped with BlueHDi engine technology are fitted with SCR technology (Selective Catalytic Reduction) and particulate filtration to treat exhaust gases.

### How Does the Process Work?

The process specifically targets the pollutants of diesel combustion, removing hydrocarbons and carbon monoxide, reducing nitrogen oxides by up to 90% and eliminating 99.9% of particulates.

This occurs during a three stage process:

- Stage One - the oxidation catalytic converter eliminates the hydrocarbons (HC) and the carbon monoxide (CO), transforming them into water (H<sub>2</sub>O) and carbon dioxide (CO<sub>2</sub>)
- Stage Two - the SCR (Selective Catalytic Reduction) transforms the nitrogen oxides (NOx) into water (H<sub>2</sub>O) and nitrogen (N<sub>2</sub>), which is the main constituent of air (78%), due to the addition of AdBlue® (mixture of urea and water)
- Stage Three - the Particulate Emission Filter eliminates 99.9% of the particulates by number, leaving just harmless water (H<sub>2</sub>O) and nitrogen (N<sub>2</sub>) gases to be emitted from the exhaust






To allow treatment of nitrogen oxides (NOx) emissions, PEUGEOT passenger cars powered by BlueHDi engine technology are fitted with a separate AdBlue® tank to hold the solution. In most instances this tank is around 17 litres in size. AdBlue® like fuel and screenwash is treated as a consumable and must be kept regularly topped up. Various factors can affect consumption of AdBlue® including but not limited to driving style, weight carried in the vehicle and environmental factors.

| PEUGEOT Model | AdBlue® Tank Size | Tank Location                         | Top Up Required                            |
|---------------|-------------------|---------------------------------------|--|
| 2008 SUV      | 15 litres         | Passenger side, under fuel filler cap | Around 3,500 miles / after 7 fuel fill-ups |

### Topping Up AdBlue®

To prevent your PEUGEOT running out of the AdBlue® additive the car is fitted with a low level detection facility, just as would be the case with fuel. A series of notifications are available but where the AdBlue® range exceeds 1,500 miles (2,400 km), no information range is automatically displayed.

- 
 • Remaining range between 1,500 and 500 miles (2,400 and 800 km): When switching on the ignition, the orange warning lamp (as shown on the left) comes on for about thirty seconds, accompanied by the display of a message ("Top up AdBlue: Starting prevented in x miles/km") indicating the remaining range expressed in miles or kilometres. The reserve level has been reached; it is recommended that you top up as soon as possible
- 
 • Remaining range between 500 and 62 miles (800 and 100 km): When switching on the ignition, this warning lamp comes on, accompanied by an audible signal (1 beep) and the display of a message (e.g. "Top up AdBlue: Starting impossible in x miles") indicating the remaining range expressed in miles or kilometres. When driving, the audible signal and the message display are triggered every 62 miles (100 km) until the level is topped up. It is essential to top up as soon as possible and before the tank is completely empty; otherwise it will not be possible to restart the engine after the next stop
- 
 • Remaining range less than 62 miles (100 km): When driving, the audible signal and the message display are triggered every 6 miles (10 km) until the AdBlue tank is topped up. It is essential to top up as soon as possible and before the tank is completely empty; otherwise it will not be possible to restart the engine after the next stop.

### Important Points

- If your vehicle's AdBlue® tank is completely empty – which is confirmed by the alert messages and the impossibility of starting the engine - you must add at least 5 litres of AdBlue® solution
- Never pour AdBlue® into the Diesel fuel tank
- If any AdBlue® is splashed, or if there are any spillages on the side of the body, rinse immediately with cold water or wipe with a damp cloth
- If the fluid has crystallised, clean it off using a sponge and hot water
- Keep AdBlue® out of the reach of children, in its original container
- Never store AdBlue® containers in your vehicle
- Use only AdBlue® fluid that meets the ISO 22241 standard
- Never transfer AdBlue® to another container: it would lose its purity
- Never dilute AdBlue® with water
- Important: in the event of a top-up after an AdBlue® breakdown, you must wait about five minutes before switching on the ignition, without opening the driver's door, unlocking the vehicle or bringing the electronic key into the passenger compartment.

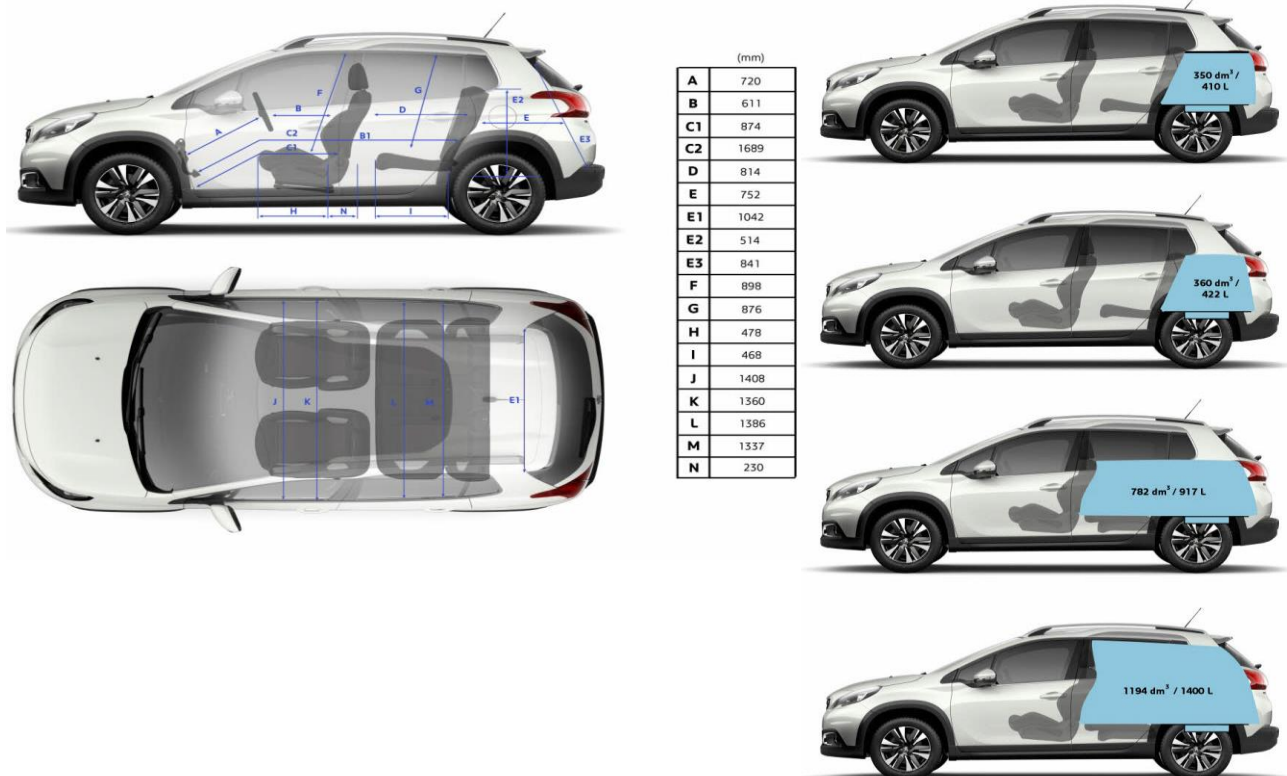


### 7.3 KNOW EVERYTHING ABOUT YOUR 2008 SUV - Dimensions

#### Exterior dimensions (mm)



#### Interior dimensions (mm)



## 8. SERVICE CONTRACTS

PEUGEOT offer two levels of Service Contract:

### PEUGEOT Service Plan

**What's included:**

- > PEUGEOT Service Plans offer complete assurance that all your servicing costs will be completely covered for the duration of the plan
- > We offer PEUGEOT Service Plans for up to five years with many mileage options
- > One-off up front or monthly direct debit payment options available
- > All packages are affordable and inflation proof, which means they will remain at a fixed cost for the duration of the plan.

**Monthly price examples\*:**

| 3 Years / 35,000 Miles | 4 Years / 45,000 Miles | 5 Years / 55,000 Miles |
|------------------------|------------------------|------------------------|
| £13.50 per month       | £13.44 per month       | £13.95 per month       |

### Extended PEUGEOT Assistance\*

**What's included: Extension of your PEUGEOT Assistance Cover**

- > Offers you the opportunity to extend PEUGEOT Assistance up to a further two years
- > Cover includes:
  - PEUGEOT Assistance from Home
  - PEUGEOT Roadside Assistance
  - PEUGEOT Recovery
  - PEUGEOT Onward Travel
  - PEUGEOT European Cover

\* Excludes non-vehicle induced faults

To find out about extending your PEUGEOT Assistance cover, call **0800 294 0294**

# FURTHER INFORMATION

## MANUFACTURERS RECOMMENDED RETAIL PRICE ON THE ROAD

The On the Road MRRP featured includes the following from October 2018:

| Tax band | CO2 (g/km) | First Year VED (Petrol) | First Year VED (Diesel) | Annual Tax | First Reg fee | Delivery Charge | VAT @ 20% on Delivery | Total OTR Costs (Petrol) | Total OTR Costs (Diesel) |
|----------|------------|-------------------------|-------------------------|------------|---------------|-----------------|-----------------------|--------------------------|--------------------------|
| A        | 0          | £0.00                   | £0.00                   | £0.00      | £55.00        | £583.33         | £116.67               | <b>£755.00</b>           | <b>£755.00</b>           |
| B        | 1-50       | £10.00                  | £25.00                  | £140.00    | £55.00        | £583.33         | £116.67               | <b>£765.00</b>           | <b>£780.00</b>           |
| C        | 51-75      | £25.00                  | £105.00                 | £140.00    | £55.00        | £583.33         | £116.67               | <b>£780.00</b>           | <b>£860.00</b>           |
| D        | 76-90      | £105.00                 | £125.00                 | £140.00    | £55.00        | £583.33         | £116.67               | <b>£860.00</b>           | <b>£880.00</b>           |
| E        | 91-100     | £125.00                 | £145.00                 | £140.00    | £55.00        | £583.33         | £116.67               | <b>£880.00</b>           | <b>£900.00</b>           |
| F        | 101-110    | £145.00                 | £165.00                 | £140.00    | £55.00        | £583.33         | £116.67               | <b>£900.00</b>           | <b>£920.00</b>           |
| G        | 111-130    | £165.00                 | £205.00                 | £140.00    | £55.00        | £583.33         | £116.67               | <b>£920.00</b>           | <b>£960.00</b>           |
| H        | 131-150    | £205.00                 | £515.00                 | £140.00    | £55.00        | £583.33         | £116.67               | <b>£960.00</b>           | <b>£1,270.00</b>         |
| I        | 151-170    | £515.00                 | £830.00                 | £140.00    | £55.00        | £583.33         | £116.67               | <b>£1,270.00</b>         | <b>£1,585.00</b>         |
| J        | 171-190    | £830.00                 | £1,240.00               | £140.00    | £55.00        | £583.33         | £116.67               | <b>£1,585.00</b>         | <b>£1,995.00</b>         |
| K        | 191-225    | £1,240.00               | £1,760.00               | £140.00    | £55.00        | £583.33         | £116.67               | <b>£1,995.00</b>         | <b>£2,515.00</b>         |
| L        | 226-255    | £1,760.00               | £2,070.00               | £140.00    | £55.00        | £583.33         | £116.67               | <b>£2,515.00</b>         | <b>£2,825.00</b>         |
| M        | Over 255   | £2,070.00               | £2,070.00               | £140.00    | £55.00        | £583.33         | £116.67               | <b>£2,825.00</b>         | <b>£2,825.00</b>         |

VAT is calculated at 20%

VAT is not applicable to cars sold in the Channel Islands

## PEUGEOT 3 YEARS OF WARRANTY

All vehicles first registered in the UK and purchased from a UK PEUGEOT Dealer benefit from a PEUGEOT 2 year unlimited mileage manufacturer's warranty and a free optional additional 1 year of warranty provided by the PEUGEOT Dealer Network in the UK.

## PEUGEOT ASSISTANCE

All new PEUGEOTs come with PEUGEOT Assistance, our breakdown assistance service.

Provided by the AA, PEUGEOT Assistance is available every minute of the day and night; 365 days of the year, for you and anyone else driving your PEUGEOT with your permission.

Full details are available at [www.PEUGEOT.co.uk](http://www.PEUGEOT.co.uk)

## TERMS AND CONDITIONS

Every endeavour has been made to ensure that the information, details and descriptions set out in this literature are correct, at the time of going to print.

It is our policy to continually improve our vehicles in every way. We reserve the right to modify our vehicles price, specification (including colour), equipment, accessories and characteristics or to discontinue any model, without notice, at any time.

To avoid any misunderstandings you are advised to check with your PEUGEOT Dealer the specification (including colour), equipment accessories and equipment relating to any PEUGEOT vehicle and the exact cost and availability prior to ordering.

Where a feature is described as an option in this publication it should be assumed that it is at extra cost unless specifically stated otherwise.

Issued by Sales and Marketing, PEUGEOT Motor Company PLC, Pinley House, Sunbeam Way, Coventry CV3 1ND.

**For further information call PEUGEOT on 0800 083 3000 or visit our website at [peugeot.co.uk](http://peugeot.co.uk)**





PEUGEOT



1. Learn more
2. book your test drive
3. Apply for finance online

[www.charterspeugeot.com](http://www.charterspeugeot.com)